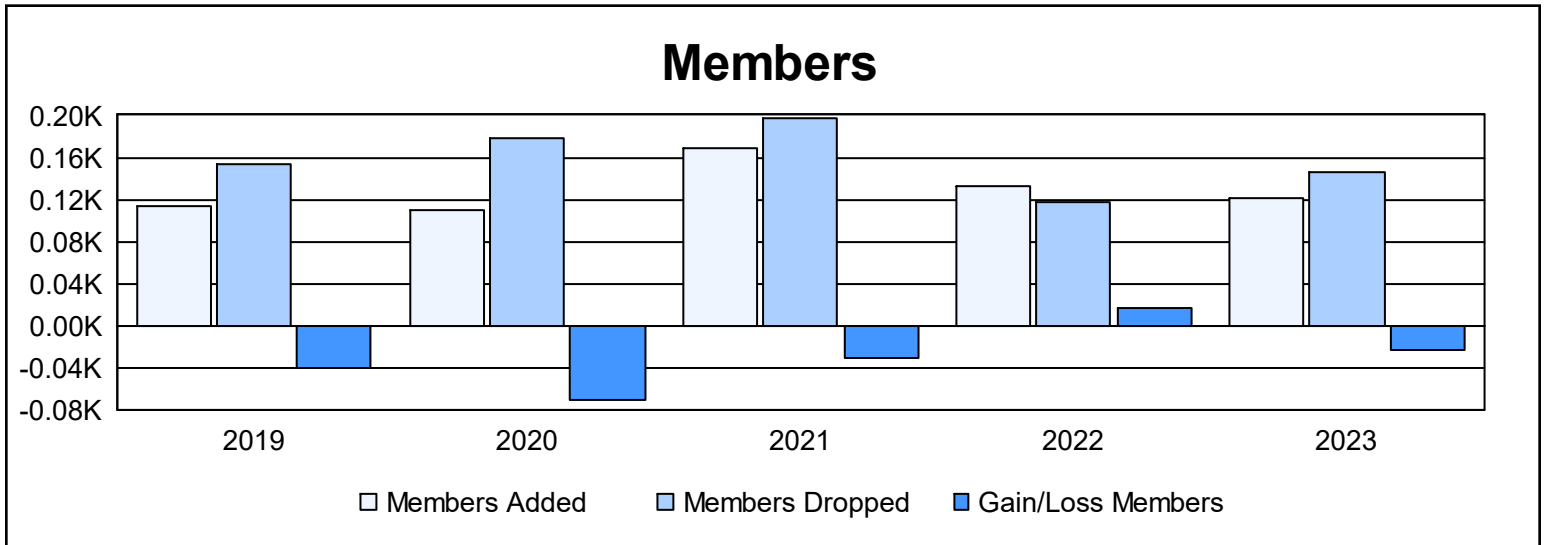
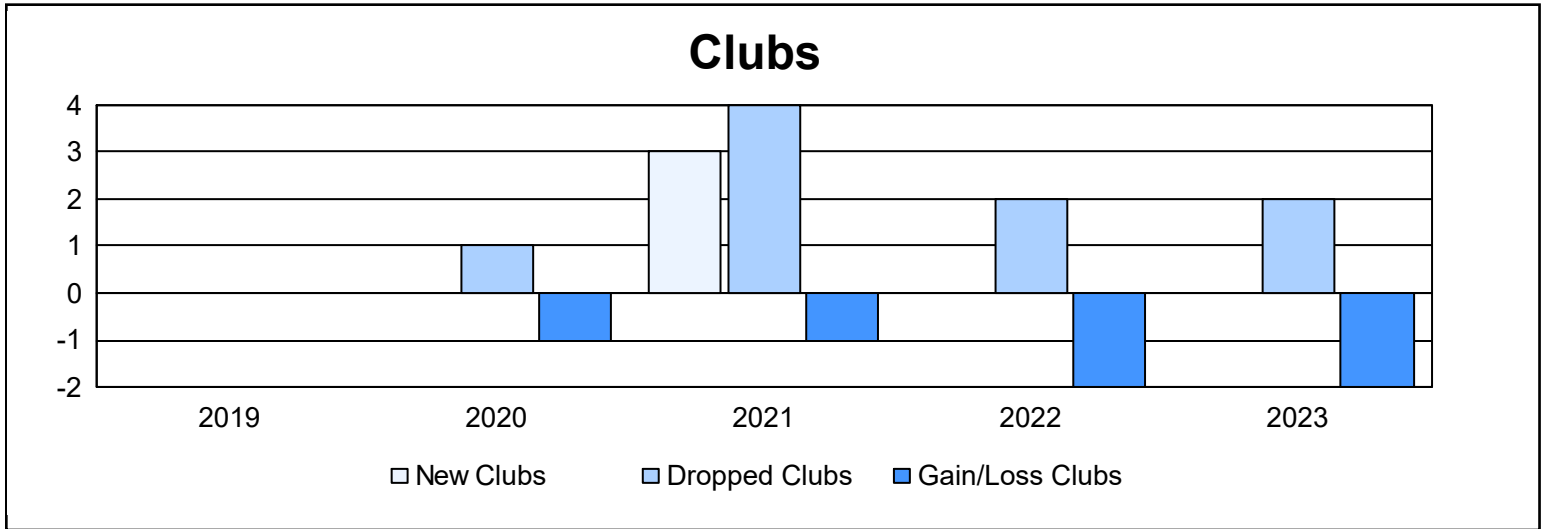
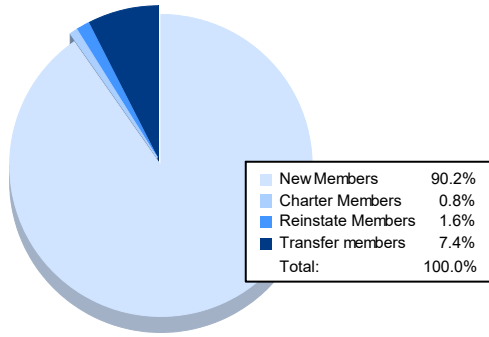


Year	New Clubs	Dropped Clubs	Gain/ Loss Clubs	New Members	Charter Members	Reinstate Members	Transfer Members	Total Member Added	Total Members Dropped	Gain/ Loss Members
2018-2019	0	0	0	91	2	4	16	113	154	-41
2019-2020	0	1	-1	97	1	3	8	109	179	-70
2020-2021	3	4	-1	83	54	1	30	168	198	-30
2021-2022	0	2	-2	98	1	6	28	133	117	16
2022-2023	0	2	-2	110	1	2	9	122	146	-24
<b>Average</b>	<b>1</b>	<b>2</b>	<b>-1</b>	<b>96</b>	<b>12</b>	<b>3</b>	<b>18</b>	<b>129</b>	<b>159</b>	<b>-30</b>



### Membership Composition June 2023 Cumulative



### Gender Composition June 2023 Cumulative

